

Inhaltsverzeichnis

GK Wheels	2
GK-FORGED	24
1221 Wheels	30
Ferrada Wheels	38
bola Wheels	56
Judd Wheels	70
Nivis Wheels	76
TEC Speedwheels	78

sommaire

ProLine Wheels	80
Aluminum Design	82
CMS Wheels	84
AST-Suspension	86
NAP-Exhaust	88
Roar-Exhaust	89
Friedrich-Exhaust	89



Zur genauen Bestimmung ob die Felgen auf das gewünschte Fahrzeug passen, brauchen wir zwingend die Typengenehmigungs-Nummer oder eine Kopie der COC Papiere.

Afin de savoir si les jantes correspondent à votre véhicule, nous avons besoin du numéro d'homologation ou d'une copie du document COC.

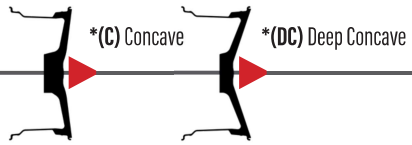
Satz- und Druckfehler sowie Irrtümer und Änderungen vorbehalten.
Erreurs de composition et d'impression ainsi qu'omissions et modifications sont possibles



G K W H E E L S . C O M

candy red CR





structure grey SG

GK-710.FL

Dimension	Concave	ET				Color	Load Weight	CHF
		5x110	5x112	5x114.3	5x120			
8.5 x 19"	C	40	37/45	42	34	CR-SG	735Kg	550.00
9.5 x 19"	DC	40	37/45	42	34	CR-SG	735Kg	570.00
9.0 x 20"	C	22	35	35	35	CR-SG	735Kg	640.00
10.0 x 20"	DC				40	CR-SG	735Kg	660.00
10.5 x 20"	DC	33	25/38	38	40	CR-SG	735Kg	660.00



G K W H E E L S . C O M



gloss gunmetal GM



matt black MB



matt black MB



gloss black GB



silver S



white W

GK-711.FL

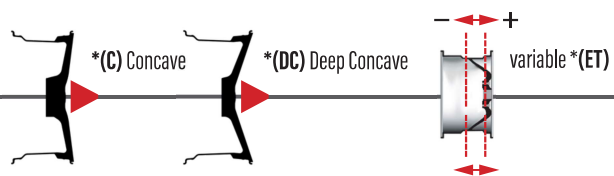
Dimension	Concave	ET	PCD	Color	Load Weight	Wheel Weight approx.	CHF
7,5 x 17"	C	10-51	4x98-4x114,3	GB-GM-W-S	690Kg	7,4Kg	380.00
8,0 x 17"	C	10-58	4x98-4x114,3	GB-GM-W-S	690Kg	7,6Kg	400.00
9,0 x 17"	DC	10-50	4x98-4x114,3	GB-GM-W-S	690Kg	8,7Kg	410.00
9,5 x 17"	DC	0-45	5x100-5x130	MB-GM	690Kg	8,9Kg	430.00
8,0 x 18"	C	15-42	5x100-5x130	MB-GM	850Kg	8,1Kg	410.00
9,0 x 18"	DC	0-38	5x100-5x130	MB-GM	850Kg	8,4Kg	430.00
10,0 x 18"	DC	0-38	5x100-5x130	MB-GM	850Kg	8,9Kg	440.00



matt gunmetal MG

GK-713.FL

Dimension	Concave	ET	PCD	Color	Load Weight	Wheel Weight approx.	CHF
8,5 x 19"	C	15-45	5x100-5x130	MB-MG	815Kg	11,2Kg	560.00
9,5 x 19"	C	15-50	5x100-5x130	MB-MG	815Kg	10,5Kg	570.00
10,5 x 19"	DC	5-45	5x100-5x130	MB-MG	815Kg	11,5Kg	610.00



gloss black GB

GK-715.FL

Dimension	Concave	ET	PCD	Color	Load Weight	Wheel Weight approx.	CHF
8.0 x 18"	C	15-32	5x100-5x130	GM-GB	690Kg	8.1Kg	410.00
9.0 x 18"	C	0-32	5x100-5x130	GM-GB	690Kg	8.4Kg	430.00
10.0 x 18"	DC	0-38	5x100-5x130	GM-GB	690Kg	8.8Kg	440.00
11.0 x 18"	DC	15-45	5x100-5x130	GM-GB	690Kg	8.9Kg	450.00



gloss gun metal GM



gloss gunmetal GM

GK-706.FL

Dimension	Concave	ET	PCD	Color	Load Weight	Wheel Weight approx.	CHF
8.0 x 18"	C	0-45	5x100-5x130	GM-MB	690Kg	8.3Kg	410.00
9.0 x 18"	C	12-50	5x100-5x130	GM-MB	690Kg	9.0Kg	430.00
10.0 x 18"	DC	6-50	5x100-5x130	GM-MB	690Kg	9.3Kg	440.00
11.0 x 18"	DC	18-55	5x100-5x130	GM-MB	690Kg	9.6Kg	450.00



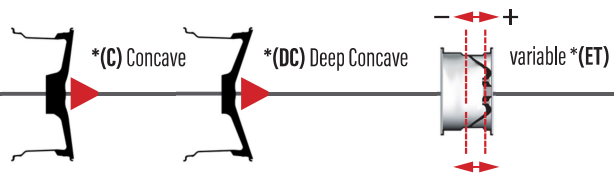
matt black MB



G K W H E E L S . C O M

matt black MB



matt gunmetal **MG**silver polished face **S**

GK-712.FL

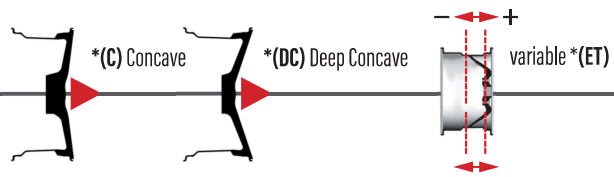
Dimension	Concave	ET	PCD	Color	Load Weight	Wheel Weight approx.	CHF
8,5 x 19"	C	15-45	5x100-5x130	MB-MG-S	850Kg	9,8Kg	550.00
9,5 x 19"	DC	15-48	5x100-5x130	MB-S	850Kg	10,5Kg	570.00
10,5 x 19"	DC	15-40	5x100-5x130	MB-MG-S	850Kg	10,3Kg	590.00
8,5 x 20"	C	9-45	5x100-5x130	MB-MG-S	850Kg	10,8Kg	610.00
9,0 x 20"	C	15-51	5x100-5x130	MB-MG-S	850Kg	11,5Kg	650.00
9,5 x 20"	C	9-45	5x100-5x130	MB-MG-S	850Kg	10,9Kg	650.00
10,0 x 20"	DC	15-51	5x100-5x130	MB-MG-S	850Kg	11,1Kg	670.00
10,5 x 20"	DC	9-40	5x100-5x130	MB-MG-S	850Kg	11,5Kg	690.00
11,0 x 20"	DC	15-46	5x100-5x130	MB-MG-S	850Kg	11,7Kg	730.00
12,0 x 20"	DC	27-58	5x100-5x130	MB-MG-S	850Kg	11,9Kg	750.00



G K W H E E L S . C O M

gloss gunmetal GM





matt black MB

GK-714.FL


Dimension	Concave	ET	PCD	Color	Load Weight	Wheel Weight approx.	CHF
8,5 x 20"	C	9-45	5x100-5x130	GM-MB	815Kg	11.0Kg	610.00
9,5 x 20"	DC	9-45	5x100-5x130	GM-MB	815Kg	11.6Kg	650.00
11,0 x 20"	DC	5-45	5x100-5x130	GM-MB	815Kg	12.5Kg	690.00

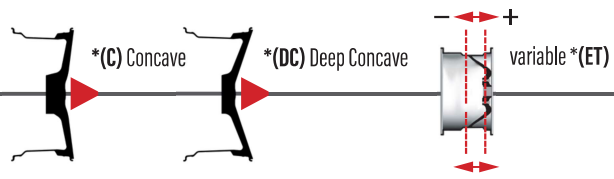


G K W H E E L S . C O M

Special sizes for **TESLA Model 3**

matt gunmetal **MG**





gloss black **GB**



crystal silver **CS**

GK-716.FL

Dimension	Concave	ET	PCD	Color	Load Weight	Wheel Weight approx.	CHF
8,5 x 18"	C	42-45	5x98-5x130	MG-GB-CS	690Kg	8.2Kg	420.00
8,5 x 19"	C	42-45	5x98-5x130	MG-GB-CS	735Kg	9.6Kg	550.00
8,5 x 20"	C	i.V	5x98-5x130	i.V	750Kg	10.3Kg	610.00
10,0 x 20"	DC	i.V	5x98-5x130	i.V	750Kg	10.5Kg	670.00

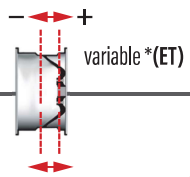


G K W H E E L S . C O M



black / black clear lip BB





Option Schrauben : gold, schwarz, rot, silber

Option Sechskant Kappe : gold, schwarz, rot, silber



hyper silver / polished lip HS



gloss black / gold clear lip GB

GK-810.FL

Dimension	ET	PCD	Color	Load Weight	CHF
8,0 x 19"	25-39	5x98-5x120	BG-HS-BB	735Kg	*550.00
8,5 x 19"	25-45	5x98-5x120	BG-HS-BB	735Kg	*570.00
9,0 x 19"	25-41	5x98-5x120	BG-HS-BB	735Kg	*590.00
9,5 x 19"	25-48	5x98-5x120	BG-HS-BB	735Kg	*610.00
10,0 x 19"	25-54	5x98-5x120	BG-HS-BB	735Kg	*630.00
10,5 x 19"	33-60	5x98-5x120	BG-HS-BB	735Kg	*650.00

Alu-Sechskant Kappe: Gold, Schwarz, Rot, Silber +60.00 CHF / Rad
Zierschrauben: Gold, Schwarz, Rot, Silber +20.00 CHF / Rad



G K W H E E L S . C O M

gloss black B

