

# flowforming process

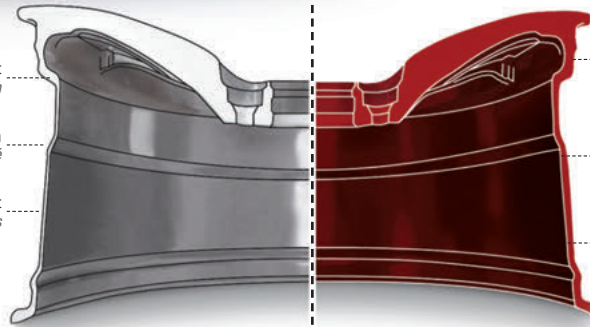


## COLD VERTICAL FLOW FORM WHEEL VS LOW PRESSURE CAST WHEEL

+ 25% höhere Schlag-/Druckfestigkeit  
+ 25% résistant à l'impact / compression

+ 100% mehr Dehnungseigenschaften  
+ 100% de flexibilité

- 25% weniger Gewicht  
- 25% de poids



Show the production process on Youtube

Weniger komprimiert und verdichtet = geringere Dehnungsfähigkeit  
Matériel moins comprimé donc moins compacté est moins résistant

Anfällig für Leckagen oder Risse durch Schläge  
Plus de porosité

Mehr Material = mehr Gewicht  
Plus de matériel = plus de poids

LPC (low pressure cast wheels)

### STEP 1

Der vorgewärmte Rohling wird positioniert.  
Le moule préchauffé est positionné.



### STEP 2

Das Aluminium wird unter Rotation vertikal über die Form gewalzt.  
Les rouleaux double appuient dans la roue en tournant sur la moule. Le coulage de l'aluminium forme le rebord extérieur par verticalité.



### STEP 3

Das innere Bett – auf die gewünschte Breite fertiggestellt – wird stärker und leichter.  
Le profil intérieur de la jante est finalisé pour répondre aux spécifications de montage des pneus à la largeur souhaitée tout en étant plus résistant et léger.



ACE wendet die neueste «kalt vertikale flow form» Technologie an. Durch gleichmäßigeren Rundlauf bei gleichbleibender Metalltemperatur ergibt sich ein qualitativ höherwertigeres Rad als bei der «heissen horizontal flow form» Methode, die von anderen Felgenrestellern mit LPC Niederdruckguss Rohlingen angewendet wird.

ACE utilise la dernière technologie «coulage vertical à froid». En raison de la rotation du moule en une température du métal constant, le résultat est meilleur qu'un montage à chaud horizontal utilisé par la plupart des autres fabricants.



page 33-37

AFF02 DC  
dark shiny black, face polished

AFF02 DC  
bronze metallic

AFF02 DC  
dark shiny black

AFF06 DC  
dark shiny black, spoke milled



# AFF02 «Limited Edition»



Handmade structure  
«Limited edition»

AFF02 DC  
«Limited edition»  
brushed

## 5 AFF02 «Limited edition»

brushed, clear coat, handmade structure

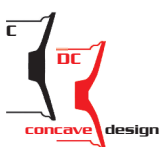
Price per 19" set \* 4 wheels CHF 2'180.-

8.5x19	5x112	front / rear	C	ET 35
8.5x19	5x112	front / rear	C	ET 45
8.5x19	5x112	front	C	ET 35
9.5x19		rear	DC	ET 40
8.5x19	5x120	front	C	ET 35
9.5x19		rear	DC	ET 40
8.5x19	5x120	front	C	ET 42
9.5x19		rear	DC	ET 45

Price per 20" set \* 4 wheels CHF 2'480.-

8.5x20	5x112	front / rear	C	ET 35
9.0x20	5x112	front / rear	C	ET 30
8.5x20	5x112	front	C	ET 28
10.0x20		rear	DC	ET 45
9.0x20	5x112	front	C	ET 30
10.0x20		rear	DC	ET 40
9.0x20	5x120	front	C	ET 25
10.0x20		rear	DC	ET 40
9.0x20	5x114.3	front	C	ET 35
10.0x20		rear	DC	ET 45
9.0x20	5x112	front	C	ET 30
10.5x20		rear	DC	ET 30

Flow form wheels, ultralight \*only as set available  
options  
black wheel bolts/nuts on request



AFF02 DC  
«Limited edition»  
brushed







AFF02 DC  
dark shiny black, face polished



AFF02 DC  
GOLD EDITION



AFF02 DC  
matt black

**NEW**  
sizes+colors

**5** AFF02 flow form



- dark shiny black (B) \*
- bronze metallic (BC) \*
- dark shiny black, face polished (BP)
- matt black (MB) \*



AFF02 DC  
bronze metallic

		B	BC	BP	MB
8.5x19	C	5x108		485.-	
		5x110/112	475.-	475.-	485.-
		5x114.3	475.-		485.-
		5x120	475.-	475.-	
9.5x19	DC	5x110/112	495.-	495.-	505.-
		5x120	495.-	495.-	
		5x110/112	525.-	525.-	535.-
8.5x20	C	5x114.3	525.-		535.-
		5x120	525.-	525.-	
		5x108	545.-		555.-
9.0x20	C	5x110/112	545.-	545.-	555.-
		5x114.3	545.-	545.-	555.-
		5x120	545.-	545.-	
		5x110/112	565.-	565.-	575.-
10.0x20	DC	5x114.3	565.-	565.-	575.-
		5x120	565.-	565.-	
		5x112	585.-	585.-	595.-
10.5x20	DC				on request
11.0x20					on request
12.0x20					on request
9.0x21	C	5x112 ET22			585.-
10.0x21	DC	5x112 ET28			595.-
10.5x21	DC	5x112 ET22			625.-
9.0x22	C	5x108/110/112			675.-
10.5x22	DC	5x112/130			695.-

**options**

- <GOLD EDITION> powder-coated (see page 8)
- <COLOR STYLE> blue, green, red (see page 48)
- black wheel bolts/nuts

+ 125.-  
+ 125.-  
on request





# AFF02



**AFF02 DC**  
dark shiny black, face polished

**AFF02 DC**  
dark shiny black







**NEW**  
design

**6 AFF06 flow form**



dark shiny black, spoke milled			
8.5x20	C	5x112/120	565.-
9.0x20	C	5x112/120	575.-
10.0x20	DC	5x112/120	585.-
other PCD			on request

**options**  
«GOLD EDITION» powder-coated (see page 8) + 125.-  
black wheel bolts/nuts on request



AFF06 DC  
dark shiny black,  
spoke milled



AFF06 DC  
GOLD EDITION





# AFF06



AFF06 DC  
dark shiny black,  
spoke milled



2-pc Shell Type  
bolts & nuts  
see page 27





Driven C left side  
matt black



2-pc Shell Type  
bolts & nuts  
see page 27

**NEW**  
colors



**7 Driven**



matt grey metallic, face polished,  
3D engraved logo, directional design

8.5x19	C	5x108-120	L/R	425.-
9.5x19	DC	5x112/120	L/R	435.-
9.0x20	C	5x108-120	L/R	485.-
10.5x20	DC	5x110-120	L/R	495.-

L/R separately left or right side

- options**
- matt black or shiny black (19") \* / \*\* + 95.-
  - matt black or shiny black (20") \* / \*\* + 125.-
  - smoked titan clear (see page 3) + 125.-
  - <COLOR STYLE> blue, green, red (see page 48) + 125.-
  - black wheel bolts/nuts on request





# Driven



**+ tuner.ch**  
quality

**ACE**  
RACING WHEELS

Driven DC right side  
matt grey metallic,  
face polished


design for left carside

design for right carside



directional  
design

Driven DC right side  
matt grey metallic,  
face polished







Devotion  
COLOR STYLE red

Devotion DC  
matt grey metallic, face partially polished

tunerah  
quality

**ACE**  
RACING WHEELS



Devotion DC  
smoked titan clear





# Devotion



**NEW**  
colors



design  
front/rear

## 8 Devotion

matt grey metallic, face partially polished (GMP)  
dark shiny black, face partially polished (BP)

		GMP	BP
8.5x19	C 5x108	425.-	
	5x110/112/114.3	425.-	425.-
10.0x19	DC 5x110/112/114.3	445.-	
	8.5x20	485.-	485.-
8.5x20	C 5x110/112/120	485.-	
	5x114.3	485.-	
9.0x20	C 5x108/110/112	495.-	495.-
	5x114.3/120	495.-	
10.0x20	DC 5x110/112/120	515.-	515.-
	5x114.3	515.-	
9.0x22	C 5x108/110	565.-	565.-
	5x112/120/130	565.-	
10.5x22	DC 5x112	575.-	
	5x120/130	575.-	575.-



Devotion DC  
dark shiny black, face partially polished



### options

smoked titan clear (see page 3) + 125.-  
«COLOR STYLE» blue, green, red (see page 48) + 125.-  
black wheel bolts/nuts on request



2-nc Shell Type  
bolts & nuts  
see page 27







**NEW**  
colors

**9 Mandalay «Convex»**



dark shiny black, face polished  
matt silver, face matt polished

8.5x19	C	5x108-120	415.-
10.0x19	DC	5x112/120	445.-
8.5x20	C	5x110-120	475.-
9.0x20	DC	5x108-120	485.-
10.0x20	DC	5x112-120	495.-
10.5x20	DC	5x112-120	495.-
9.0x22	DC	5x112/120/130	545.-
10.5x22	DC	5x112/120/130	565.-

**options**

«COLOR STYLE» blue, green, red (see page 48) + 125.-  
black wheel bolts/nuts on request

**tMandalay DC**  
matt silver, face matt polished





# Mandalay



+ tuner.ch  
quality

**ACE**  
RACING WHEELS

**Mandalay DC**  
dark shiny black, face polished

**Mandalay DC**  
dark shiny black, face polished





# Planet



**asa**  
certificate  
approval free

**NEW**  
colors



**10 Planet «Couture»**

silver metallic \*  
matt black \*

6.5x15	C	4x98-108, 5x98-114.3	145.-
7.0x16	C	4x98-108, 5x98-114.3 **	165.-
7.0x17	C	5x98-120	195.-
8.5x18	DC	5x108-120	225.-
8.5x19	DC	5x108-120/130	285.-
10.0x19	DC	5x112-120/130	325.-
8.5x20	DC	5x108-120	375.-
10.0x20	DC	5x112/120	395.-
10.0x22	DC	5x112/120/130 *	425.-

\* Porsche OEM Cap will be compatible

\*\* incl. 5x105 Opel Ampera-E, Astra J/K, Mokka, Mokka-X  
Chevrolet Aveo, Cruze, Trax

**options**

«GOLD EDITION» powder-coated (see page 8)	+ 125.-
«COLOR STYLE» blue, green, red (see page 48)	+ 125.-
black wheel bolts/nuts	on request


Planet DC  
silver metallic



Planet C  
GOLD EDITION



Planet C  
matt black





# Planet edition

**asa**  
certificate  
approval free

**11 Planet edition «Couture»**



matt black, face matt polished		
7.0x17	C	5x98/100/110/112/114.3 225.-
8.5x18	DC	5x108-114.3 265.-
8.5x19	DC	5x108-120/130 335.-
10.0x19	DC	5x112-120/130 375.-
8.5x20	DC	5x108-120 425.-
10.0x20	DC	5x112/120 445.-
10.0x22	DC	5x112/120/130 * 475.-

\* Porsche OEM Cap will be compatible

**options**

«COLOR STYLE» blue, green, red (see page 48) + 125.-  
black wheel bolts/nuts on request

**tuner.ch**  
quality

**ACE**  
RACING WHEELS

Planet edition DC  
matt black, face matt polished







**tuner.ch**  
quality

**ACE**  
RACING WHEELS

Aria  
matt black, face matt polished

## SUV design

**12** Aria «Scorpio»



matt black, face matt polished		
9.0x20	5x108/112/114.3/120/127	495.-
11.0x20	5x120	495.-
10.0x22	5x108/112/114.3/120/127/130	565.-



**options**  
«COLOR STYLE» blue, green, red (see page 48) + 125.-  
black wheel bolts/nuts on request





# Rio



Rio  
matt black, step lip polished

## 13 Rio «SL-M»



matt black, step rim polished (MB)  
gold, step rim polished (G)

			MB	G
8.5x19	rim 44mm	5x112/120 *	435.-	435.-
9.5x19	rim 62mm	5x112/120 *	445.-	445.-
8.5x20	rim 51mm	5x112/120 *	485.-	
10.0x20	rim 71mm	5x112/120 *	495.-	

\* BMW OEM Cap will be compatible

### options

black wheel bolts/nuts

on request



Rio  
gold, step lip polished